

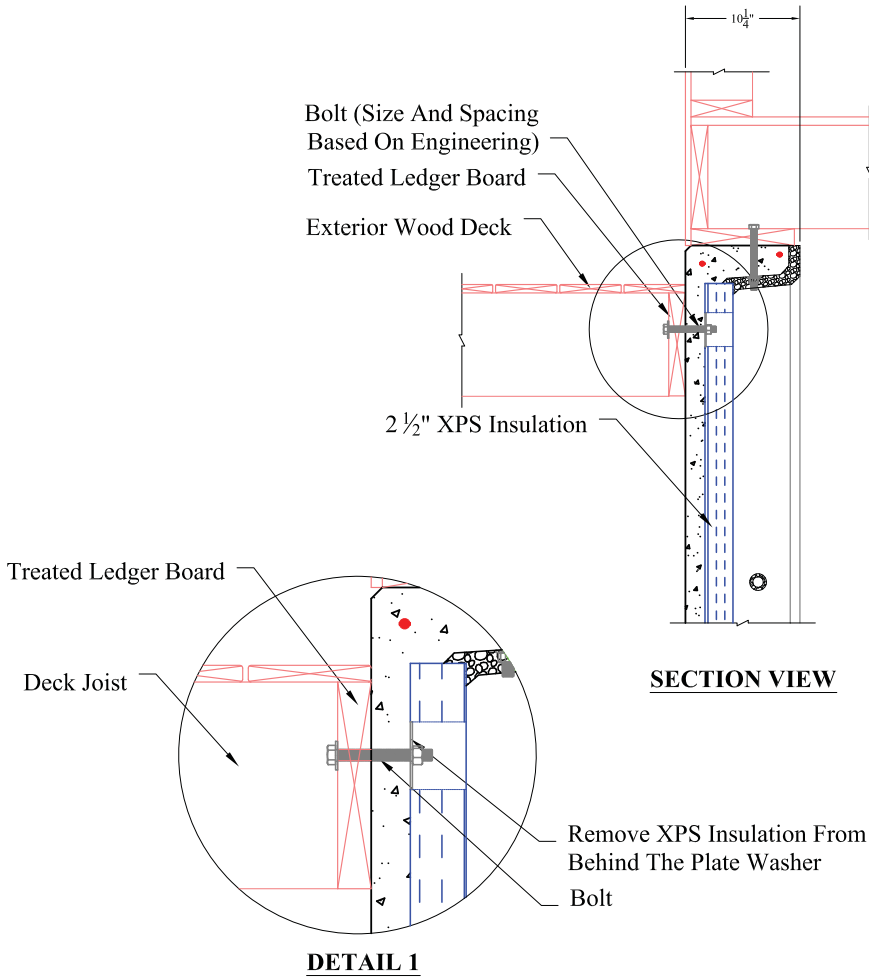
ATTACHING A DECK TO SUPERIOR WALLS®

The following illustrations provide one method that may be used to attach a ledger board to the outside of a Superior Walls® foundation. Xi Wall system is shown.

CAUTION: An engineer, architect, or other person competent in applying the structural design principles involved shall evaluate each project and specify site-specific connection details.

EXTERIOR WOOD DECK BOLTED THROUGH SUPERIOR WALLS

SHEET 1

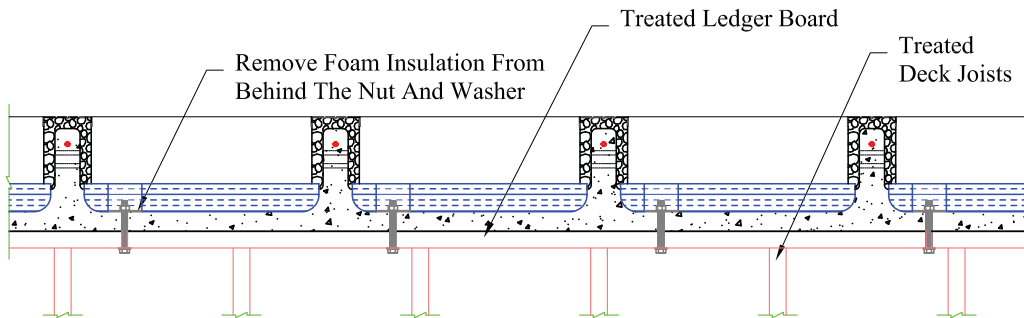


NOTE:
USE POLYURETHANE SEALANT AT BOLT HOLES THROUGH SUPERIOR WALLS

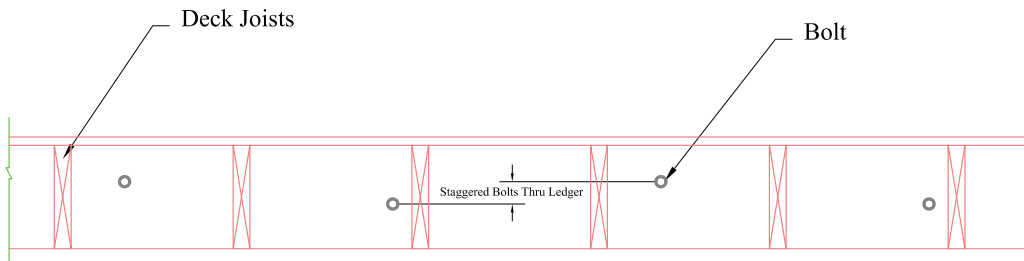
CAUTION: An engineer, architect, or other person competent in applying the structural design principles involved shall evaluate each project and specify site-specific connection details.

**EXTERIOR WOOD DECK BOLTED
THROUGH SUPERIOR WALLS**

SHEET 2



HORIZONTAL SECTION SHOWING BOLTING PATTERN



EXTERIOR ELEVATION SHOWING BOLTING PATTERN

NOTE:
-USE POLYURETHANE SEALANT AT BOLT HOLES THROUGH SUPERIOR WALLS
-BOLT SPACING IS DEPENDENT UPON ENGINEERING REQUIREMENTS
-SPACE BOLTS TO AVOID CONCRETE STUDS IN SUPERIOR WALL

©2008 Superior Walls of America, Ltd.